

SUPER MAGIC BENDER


Bending...
made simple

Manufactured
by



Consistent high quality bends – easy operation

- ▶ Tighter radius than ram-style benders
- ▶ No hydraulics or electric
- ▶ Bends up to 180°
- ▶ Space saving design
- ▶ Quickly produces consistent quality bends in pipe, tube, squares, rectangular, solids and other profiles
- ▶ Digital readout of bend angle
- ▶ Bend to radius as small as 2 x diameter
- ▶ Tooling changes in seconds
- ▶ Bending capacity to 2" tube
- ▶ Operates manually or with hand drill
- ▶ Patented counterbending die vise swings away for easy fast removal
- ▶ Replaces and outperforms hydraulic, ratchet and hand pump benders
- ▶ One (1) year limited warranty



Part# **060MAN**
Capacity: **2" Tube**
1½" Sch. 40 Pipe

Digital Display of Bend Angle



Effortless Hand Operation


Dimensions & Specifications

Minimum Tube Diameter	¼"
Maximum Tube Diameter	2"
Maximum Pipe Capacity	1½" Sch. 40
Minimum Centerline Radius	2D <i>Depending material and wall thickness</i>
Maximum Centerline Radius	8⅞"
Bend Angle Range	0-210°
Degree of Bend	Digital Readout <i>with batteries</i>
Dimensions (Length, Width, Height)	23⅝" x 10¼" x 15¾"
Shipping Weight	155 lbs.

* Contact CML USA for complete technical specifications.
All capacities based on mild grade materials; heavy wall and high tensile materials reduce machine capacity.




SUPER MAGIC BENDER



Ercolina® patented quick-change tooling

Machine & Accessories

Description	Part#	Included with Machine Only	Included with Purchase of Machine & Tube Kit
060 Super Magic Bender	060MAN	✓	✓
Manual Hand Crank	084L	✓	✓
Tooling Adapter – 40 mm	050B	✓	✓
Tooling Adapter – 50 mm	050A	✓	✓
Hand Drill Support	083B		✓
Drill Clutch Adapter	083A		✓
Protractor	–		✓
Bend Software	–		✓
Mobile Machine Base	060BASE	Available Separately	Available Separately



Drill Clutch Adapter



Bend-Tech EZ bending software for quick layout – included when you purchase tooling kit with machine!

Software Features

- ▶ Reduce layout cost
- ▶ Eliminate unnecessary material scrap
- ▶ Previous layout and design experience not required
- ▶ Predefined templates provided
- ▶ 2D custom part interface allows up to 6 bends
- ▶ Easy to follow printed setup sheet

Tube Tooling Kits

Description	Pipe Size	Centerline Radius - Inches -	Min. Wall	Center Former Part#	Counterbend Die Part#
TUBEKIT5	¾	2.2	.065	153R056T0750	154T0750
	⅞	2.6	.035	153R067T0875	154T0875
	1	2.6	.065	153R067T1000	154T1000
TUBEKIT6	1¼	3.2	.083	153R082T1250	154T1250
	1½	5.1	.065	153R130T1500	154T1500
	1⅝	5.1	.065	153R130T1625	154T1625
	1¾	6.7	.065	153R170T1750	154T1750

Refer to bender specifications for machine capacity

CML USA Inc. Ercolina®

“40 Years Excellence in Quality, Support and Service”

3100 Research Parkway • Davenport, IA 52806 • Ph. 563-391-7700
 Fax 563-391-7710 • info@ercolina-usa.com • www.ercolina-usa.com