


ERAFORM® Ornamental Metalworking Machine






Versatile Bar Twister, Decorative Scrollwork, Metalworking Press
Ships standard with medium chain.



Additional attachment required to form mild steel bird cages.

U.S. Patent
6,125,678; 6,189,359
MX Patent Pending
99-8978; 99-8979

Working Capacities	
Metalworking Press	
Square Bar	3/4" X 3/4"
Solid Rounds	3/4"
Rectangular Solids	1 1/2" X 3/8"
Scrolling	
Square Bar	3/4" X 3/4"
Solid Rounds	3/4"
Rectangular Solids	1 1/2" X 3/8"
Bar Twisting	
Square Bar	1 3/8" X 1 3/8"
Square Bar Cluster	1" X 1"
Rectangular Solids	1 1/2" X 3/8"
Tube & Pipe Bending	
Square Bar	3/4" X 3/4"
Solid Rounds	3/4"
Pipe or Tube .120 wall	1 5/16"

Scroll Chain Radius Chart								
								Standard No. of Spirals
	Min	Max	Min	Max	Min	Max		
SMALL Chain Part # EF35CP	3/16" X 3/8"	1/4" X 3/4"	3/16" X 3/16"	1/4" X 1/4"	3/16"	1/4"	4 3/8"	2
MEDIUM Chain Part # EF35CM	5/16" X 3/8"	3/8" X 1 1/2"	5/16" X 5/16"	3/8" X 3/8"	5/16"	3/8"	4 3/8"	3
LARGE Chain Part # EF35CG	1/4" X 3/8"	3/8" X 1 3/16"	1/4" X 1/4"	3/4" X 3/4"	1/4"	3/4"	9 1/8"	2

Features

- Bar twisting
- Decorative scroll work
- Metalworking press operations
- Tube and pipe bending
- Programmable touchpad control panel with backlit display
- Ideal for custom or production applications
- Quick change modular tooling components
- Two speed motor with electronic braking for maximum repeatability and production
- Adjustable hydraulic force
- Low voltage controls
- Through spindle capability
- Heavy duty structure and rigid components
- Optional tube and pipe bending accessory
- One (1) year limited warranty

Dimensions & Specifications

Model	ET32/2000
Rotation Speed RPM	4.3 / 8.6
Programming	Yes / Touchpad
Hydraulic Force	5 Tons
Horizontal Press	Yes
Maximum Radius	7 7/8"
Voltage Requirement	220V or 440V 3 ph
Motor	3 hp 50-60Hz
Motor Speed	3650 RPM
Height	48"
Width	29 1/2"
Length	41"
Shipping Weight	1100 lbs.

* Contact CML USA for complete technical specifications.
All capacities based on mild grade materials; heavy wall and high tensile materials reduce machine capacity.



Member