




GB90/GB100

SEMI-AUTOMATIC
GIGA BENDER

**INNOVATIVE TUBE & PIPE
BENDING
MACHINERY**



" 40 Years Excellence in Quality, Support and Service "

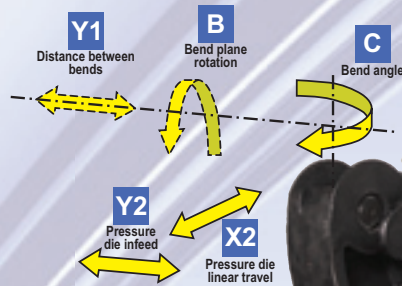


GB90/GB100

SEMI-AUTOMATIC

GIGA BENDER

**HEAVY STEEL
STRUCTURE**



Shown with optional KST Clamping System



DIMENSIONS & SPECIFICATIONS


Model	Giga Bender 90	Giga Bender 100
Pipe Capacity (Max.) - A36	2½" Sch. 40	3" Sch. 40
Tube Capacity (Max.) - Mild Steel	3½" (.196 wall)	4¾" (.196 wall)
Stainless	3" (.150 wall)	4¾" (.150 wall)
Square Tube	3½" (.138 wall)	4½" (.138 wall)
Tube Capacity (Min.)	½"	1"
Bend Radius (Max. Min.)	12" 1.5D	16" 1.5D
Interactive PLC Touch Screen Control	7.5" color screen	7.5" color screen
Material Length (Max.)	10' optional 20' table	10' optional 20' table
Hydraulic Clamping	(FST) Finger or (KST) Clam Shell specify when ordering	
(C Axis) Rotation / Bend Angle	CCW / 0° to 180°	
(B Axis) Bend Plane Rotation	Manual positioning with digital display	
(Y1 Axis) Distance Between Bends	Programmable with digital readout	
(X2) Pressure Die Linear Travel		
(Y2) Pressure Die Infeed		
Program Storage	Unlimited with USB	Unlimited with USB
Hydraulic Reservoir	40 gal.	40 gal.
Motor (horse power @ 480V)	7.8	7.8
Dimensions (L x W x H - Inches)	298 x 51 x 55	298 x 51 x 55
Weight (Dry - Lbs.)	6,800	7,200

* Contact CML USA for complete technical specifications.

All capacities based on mild grade materials; heavy wall and high tensile materials reduce machine capacity.

FEATURES

- Ideal for bending tube, pipe, square and rectangular profiles to center line radius as tight as 1.5D, accepts large radii tooling to 16" CLR
- Interactive PLC touch screen offers easy access to auto and manual operating modes, system diagnostics and multiple language capability
- Programmable bend angles with independent material springback setting for each bend
- Programmable auto mandrel positioning allows operator to optimize extraction for improved bend quality
- Programmable clamping, pressure die and boost movements with manual override
- USB for unlimited program memory storage and communication
- Precision encoders on each axis
- Interactive touch screen displays absolute (ABS) or incremental (INC) positioning with inch or metric readout
- Programmable tail stock interference zone monitors position and eliminates workhead collision
- Accepts YBC and XYZ input values
- High capacity hydraulic reservoir with automatic cooling system
- Heavy steel structure provides rigid platform and minimizes vibration
- Standard hydraulic ports accept Ercolina's patented (KST) clam shell or (FST) finger clamp systems
- Hand-held remote bending control, certified class 3 safety and all electrical components UL, CSA and CE approved
- Machines available with full CNC (6) axis control
- * Optional mandrel lubrication system upon request




Automated programmable hydraulic clamping secures material in tail stock.



Programmable X2, Y2 axis pressure die movement.



Quick change tooling for easy setup and adjustments.



Mechanical stops for distance between bends and rotation from original bend plane.




Class 3 safety hand-held remote controls bend, return and emergency stop functions.

* Contact CML USA for complete technical specifications.

All capacities based on mild grade materials; heavy wall and high tensile materials reduce machine capacity.

Intuitive Touch Screen Control



MANUAL CYCLE



AUTOMATIC CYCLE



SERVICES

Select inch or metric operation. Activate hydraulic system. Displays alarm list with alerts. Choose from multiple language options. Reserved access for diagnostics, machine data I/O fields and parameters.



MAIN SCREEN



PROGRAM

Accepts YBC or XYZ values, automatically converts information to LRA (length, rotation, angle) for easy part layout.



MATERIAL INFORMATION

Stores profile information including material type, wall thickness and tensile. Automatically calculates bend elongation, required material length, theoretical wall thinning and machine load requirements.



TOOLING INFORMATION

Displays pressure die and clamp die position and settings. Program mandrel retraction and carriage positioning.

ERCOLINA CLAMPING SYSTEMS ACCOMMODATE A VARIETY OF APPLICATIONS

(FST) FINGER CLAMPING

Recommended for profiles up to 2½". Maximum CLR 7½".



(KST) CLAM SHELL CLAMPING

Recommended for 2½" tube and larger or heavy profiles. Maximum CLR 10".



CML USA Inc. Ercolina®

3100 Research Parkway • Davenport, IA 52806

"40 Years Excellence in Quality, Support and Service"

Ph. 563-391-7700 • Fax 563-391-7710 • info@ercolina-usa.com • www.ercolina-usa.com